

REGISTRATION FALL 2019

If you desire to enroll your child for the fall of 2019 please return the completed forms and registration fee to the Ridge Kids ECP office. To be placed in a three year old class, your child needs to be potty trained.

REGISTRATION FEE:

\$100.00 (Non-refundable, due at time of registration)

SUPPLY FEE: (Due with September's tuition)

\$65.00 – 2 and 3 year olds who attend 2 days a week

\$80.00 – 2 and 3 year olds who attend 3 days a week

\$100.00 -- Pre-K classes who attend 3 days a week

TUITION RATES:

2 Year Olds 9:00 – 2:30

Number of Days	Price
2 days a week	\$200.00 per month
3 days a week	\$260.00 per month

3 Year Olds 9:00 – 2:30

Number of Days	Price
2 days a week	\$200.00 per month
3 days a week	\$260.00 per month

Pre-K 4's and Pre-K 5's 9:00 – 2:30

Number of Days	Price
3 days a week	\$260.00 per month



**Ridge Kids Early Childhood
Enrollment Information Fall 2019**

Name	Date of Birth	M or F
Address	City	Zip Code
Home Phone	Email	
Parent/Guardian Name	Work Number	Cell Number
Parent/Guardian Name	Work Number	Cell Number
Person and Phone number to call in case of Emergency if parent cannot be reached:		
I authorize ECP to allow my child to leave the program ONLY with the following persons, along with the persons listed above: <div style="text-align: center;"> / / / </div>		
Do you have a church home? Y or N If so, where		

Authorization for Emergency Medical Attention		
In the event that I cannot be reached make arrangements for emergency medical care, I authorize the person in charge to transport my child to:		
Name of Physician or Hospital :	Address:	Phone:
My Child is allergic to the following medication: _____		

I give consent to Walnut Ridge Baptist Church and Ridge Kids Early Childhood to secure any and all necessary emergency medical care for my child.

Parent or Guardian Signature: _____ Date _____

Parent Name: _____ Drivers License Number: _____

Notary of Public : _____ Date: _____

Notary Seal: _____

Ridge Kids
Doctor Statement

Name of Child: _____ Date of Birth _____

Admission Requirements: The following must be presented when your child is admitted to Ridge Kids for Admission in the Fall 2019

Doctor's Statement: I have examined the above named child and find that he/she is physically able to take part in the Early Childhood Program

Physician's Signature

Date

Please attach a copy of your child's updated immunization records

Hearing and Vision Screening : State requires for all students who are 4 years old by September 1, 2019 .

Hearing Ear 1000HZ 2000HZ 4000HZ
Right
Left

Pass/Rescreen/Refer Screened by: _____

Vision R20/____ L20/____

Glasses R20/____ L20/____

Pass/Rescreen/Refer Screened by: _____

Signature: Physician or Health Personnel _____ Date _____

Signature: Staff making handwritten copy of record: _____ Date _____

Child's Name: _____ Birthday: _____

I give Ridge Kids my permission to take snap shots and / or videos during the school year (2019-2020) yes or no

My child may participate in water table play yes or no

My child does NOT have food allergies however I choose for my child NOT to have the following items at ECP.

My child has allergies that ECP needs to be aware of yes or no

If Yes, there is an attached form that needs to be signed by you and the physician. Only if it a FOOD allergy

My child has medical issues that the ECP needs to be aware of yes or no

If yes, please explain _____

Other than food , my child is allergic to the following : _____

I give Ridge Kids my permission to put my child's picture on Ridge Kids Face Book Page yes or no

I submit that all information provided on this form is correct and to the best of my knowledge. If any of the information becomes incorrect, I understand it is my responsibility to provide ECP with correct information in writing as soon as possible. I understand that the completion of this form and payment of the registration fee guarantees placement of my child in ECP. I also understand that the registration /supply fee is non – refundable.

Parent/Guardian Signature

Date

Days Enrolled: circle one Tuesday/Thursday Tues/Weds/ Thurs

Ridge Kids Office Use Only
Age Group; _____ (all Three year olds must be potty trained)
Registration Fee; _____ Supply Fee _____
Date of Admission _____



Name: _____ D.O.B.: _____

Allergy to: _____

Weight: _____ lbs. Asthma: Yes (higher risk for a severe reaction) No

NOTE: Do not depend on antihistamines or inhalers (bronchodilators) to treat a severe reaction. USE EPINEPHRINE.

Extremely reactive to the following allergens: _____

THEREFORE:

- If checked, give epinephrine immediately if the allergen was **LIKELY** eaten, for **ANY** symptoms.
- If checked, give epinephrine immediately if the allergen was **DEFINITELY** eaten, even if no symptoms are apparent.

FOR ANY OF THE FOLLOWING:
SEVERE SYMPTOMS



LUNG

Shortness of breath, wheezing, repetitive cough



HEART

Pale or bluish skin, faintness, weak pulse, dizziness



THROAT

Tight or hoarse throat, trouble breathing or swallowing



MOUTH

Significant swelling of the tongue or lips



SKIN

Many hives over body, widespread redness



GUT

Repetitive vomiting, severe diarrhea



OTHER

Feeling something bad is about to happen, anxiety, confusion

OR A COMBINATION of symptoms from different body areas.



1. **INJECT EPINEPHRINE IMMEDIATELY.**
2. **Call 911.** Tell emergency dispatcher the person is having anaphylaxis and may need epinephrine when emergency responders arrive.
 - Consider giving additional medications following epinephrine:
 - » Antihistamine
 - » Inhaler (bronchodilator) if wheezing
 - Lay the person flat, raise legs and keep warm. If breathing is difficult or they are vomiting, let them sit up or lie on their side.
 - If symptoms do not improve, or symptoms return, more doses of epinephrine can be given about 5 minutes or more after the last dose.
 - Alert emergency contacts.
 - Transport patient to ER, even if symptoms resolve. Patient should remain in ER for at least 4 hours because symptoms may return.

MILD SYMPTOMS



NOSE

Itchy or runny nose, sneezing



MOUTH

Itchy mouth



SKIN

A few hives, mild itch



GUT

Mild nausea or discomfort

FOR MILD SYMPTOMS FROM MORE THAN ONE SYSTEM AREA, GIVE EPINEPHRINE.

FOR MILD SYMPTOMS FROM A SINGLE SYSTEM AREA, FOLLOW THE DIRECTIONS BELOW:

1. Antihistamines may be given, if ordered by a healthcare provider.
2. Stay with the person; alert emergency contacts.
3. Watch closely for changes. If symptoms worsen, give epinephrine.

MEDICATIONS/DOSES

Epinephrine Brand or Generic: _____

Epinephrine Dose: 0.1 mg IM 0.15 mg IM 0.3 mg IM

Antihistamine Brand or Generic: _____

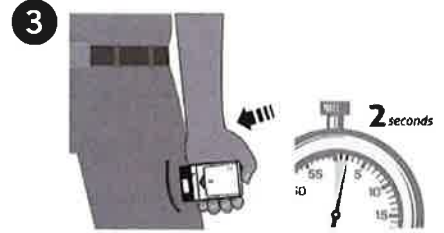
Antihistamine Dose: _____

Other (e.g., inhaler-bronchodilator if wheezing): _____



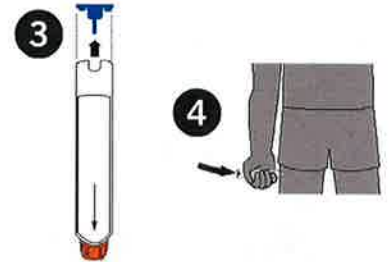
HOW TO USE AUVI-Q® (EPINEPHRINE INJECTION, USP), KALEO

1. Remove Auvi-Q from the outer case.
2. Pull off red safety guard.
3. Place black end of Auvi-Q against the middle of the outer thigh.
4. Press firmly until you hear a click and hiss sound, and hold in place for 2 seconds.
5. Call 911 and get emergency medical help right away.



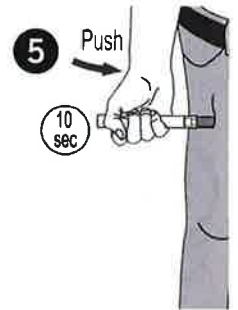
HOW TO USE EPIPEN® AND EPIPEN JR® (EPINEPHRINE) AUTO-INJECTOR AND EPINEPHRINE INJECTION (AUTHORIZED GENERIC OF EPIPEN®), USP AUTO-INJECTOR, MYLAN AUTO-INJECTOR, MYLAN

1. Remove the EpiPen® or EpiPen Jr® Auto-Injector from the clear carrier tube.
2. Grasp the auto-injector in your fist with the orange tip (needle end) pointing downward.
3. With your other hand, remove the blue safety release by pulling straight up.
4. Swing and push the auto-injector firmly into the middle of the outer thigh until it 'clicks'.
5. Hold firmly in place for 3 seconds (count slowly 1, 2, 3).
6. Remove and massage the injection area for 10 seconds.
7. Call 911 and get emergency medical help right away.



HOW TO USE IMPAX EPINEPHRINE INJECTION (AUTHORIZED GENERIC OF ADRENACLICK®), USP AUTO-INJECTOR, IMPAX LABORATORIES

1. Remove epinephrine auto-injector from its protective carrying case.
2. Pull off both blue end caps: you will now see a red tip.
3. Grasp the auto-injector in your fist with the red tip pointing downward.
4. Put the red tip against the middle of the outer thigh at a 90-degree angle, perpendicular to the thigh.
5. Press down hard and hold firmly against the thigh for approximately 10 seconds.
6. Remove and massage the area for 10 seconds.
7. Call 911 and get emergency medical help right away.



ADMINISTRATION AND SAFETY INFORMATION FOR ALL AUTO-INJECTORS:

1. Do not put your thumb, fingers or hand over the tip of the auto-injector or inject into any body part other than mid-outer thigh. In case of accidental injection, go immediately to the nearest emergency room.
2. If administering to a young child, hold their leg firmly in place before and during injection to prevent injuries.
3. Epinephrine can be injected through clothing if needed.
4. Call 911 immediately after injection.

OTHER DIRECTIONS/INFORMATION (may self-carry epinephrine, may self-administer epinephrine, etc.):

Treat the person before calling emergency contacts. The first signs of a reaction can be mild, but symptoms can worsen quickly.

EMERGENCY CONTACTS — CALL 911

RESCUE SQUAD: _____

DOCTOR: _____ PHONE: _____

PARENT/GUARDIAN: _____ PHONE: _____

OTHER EMERGENCY CONTACTS

NAME/RELATIONSHIP: _____

PHONE: _____

NAME/RELATIONSHIP: _____

PHONE: _____